



Havering

LONDON BOROUGH



SHOUT about Libraries
September 2024
Total responses 1,214

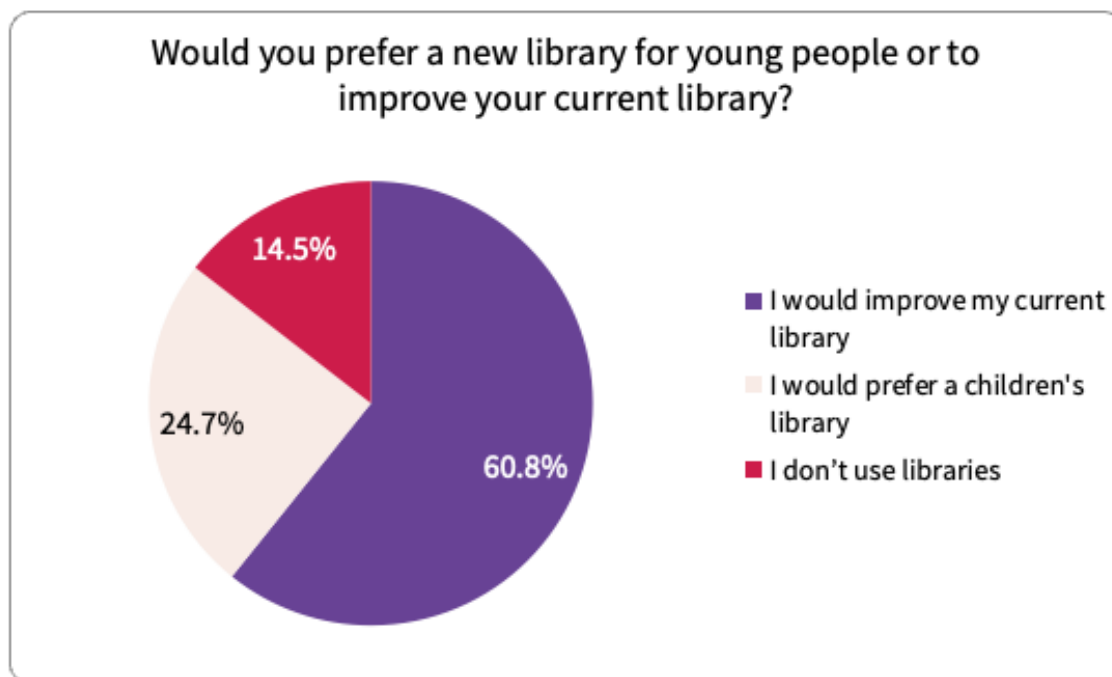


1.

What do you think would be important for a library made just for children?		
Answer	Response Percent	Response Total
Help with reading	77.3%	861
Borrowing books	76.8%	856
Help with school projects	58.2%	648
Arts and Crafts activities	53.8%	599
Playing games	32.6%	363
Soft play area	27.6%	308
Borrowing games/sports equipment	24.4%	272
Can travel to different schools	22.8%	254
Something we missed (see below)	21.7%	242

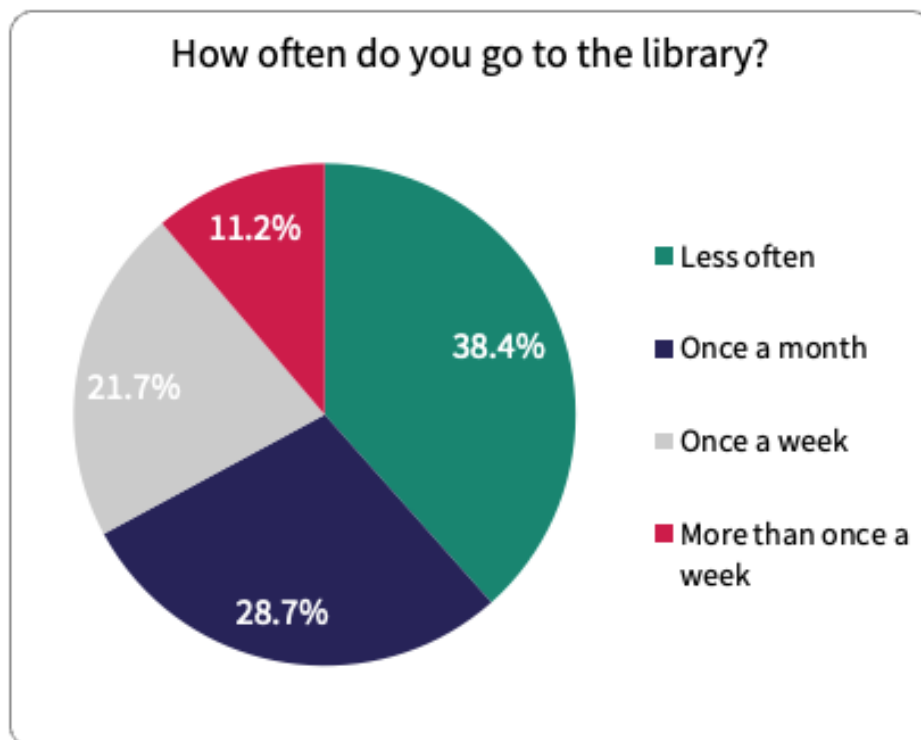
2.

Would you prefer a new library for young people or to improve your current library?		
Answer Choice	Response Percent	Response Total
I would improve my current library	60.8%	711
I would prefer a children's library	24.7%	289
I don't use libraries	14.5%	170
	<i>answered</i>	<i>1170</i>
	<i>skipped</i>	<i>44</i>



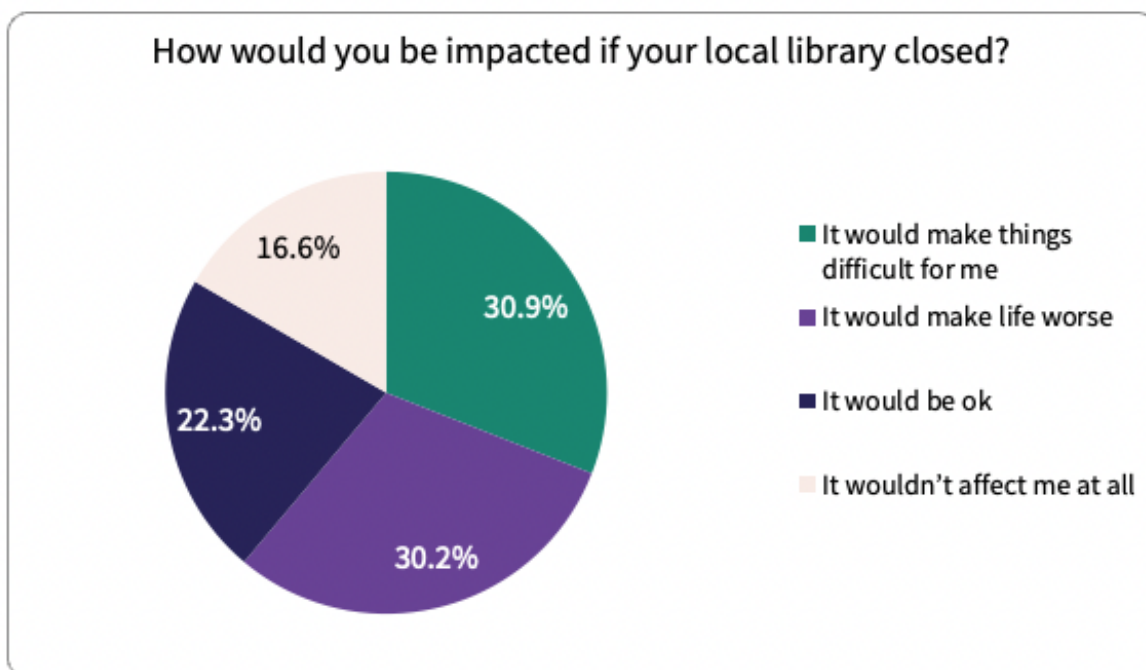
3.

How often do you go to the library?		
Answer Choice	Response Percent	Response Total
Less often	38.4%	449
Once a month	28.7%	335
Once a week	21.7%	253
More than once a week	11.2%	131
	<i>answered</i>	1168
	<i>skipped</i>	46



4.

How would you be impacted if your local library closed?		
Answer Choice	Response Percent	Response Total
It would make things difficult for me	30.9%	363
It would make life worse	30.2%	354
It would be ok	22.3%	261
It wouldn't affect me at all	16.6%	195
<i>answered</i>		1173
<i>skipped</i>		41



5.

What do you do when you visit the library? Please select multiple		
Answer Choice	Response Percent	Response Total
Borrow books	76.5%	890
Read books	69.5%	808
Summer reading challenge	46.0%	535
Study/do homework	33.7%	392
Go to events or activities	26.5%	308
Use computers	24.0%	279
Use free wifi	19.9%	232
Something we missed:	12.1%	141
	<i>answered</i>	1163
	<i>skipped</i>	51

6.

What do you like about spending time in the library?		
Answer Choice	Response Percent	Response Total
I have a quiet place to read, study or relax	66.8%	761
I learn about new things	56.7%	646
My reading has improved	55.9%	637
I like being creative	31.2%	355
I learn about people from different backgrounds	26.4%	301
Meeting friends at events	25.5%	291
Computers / Internet access is better than at home	18.1%	206
Something we missed:	10.3%	117
	<i>answered</i>	1139
	<i>skipped</i>	75

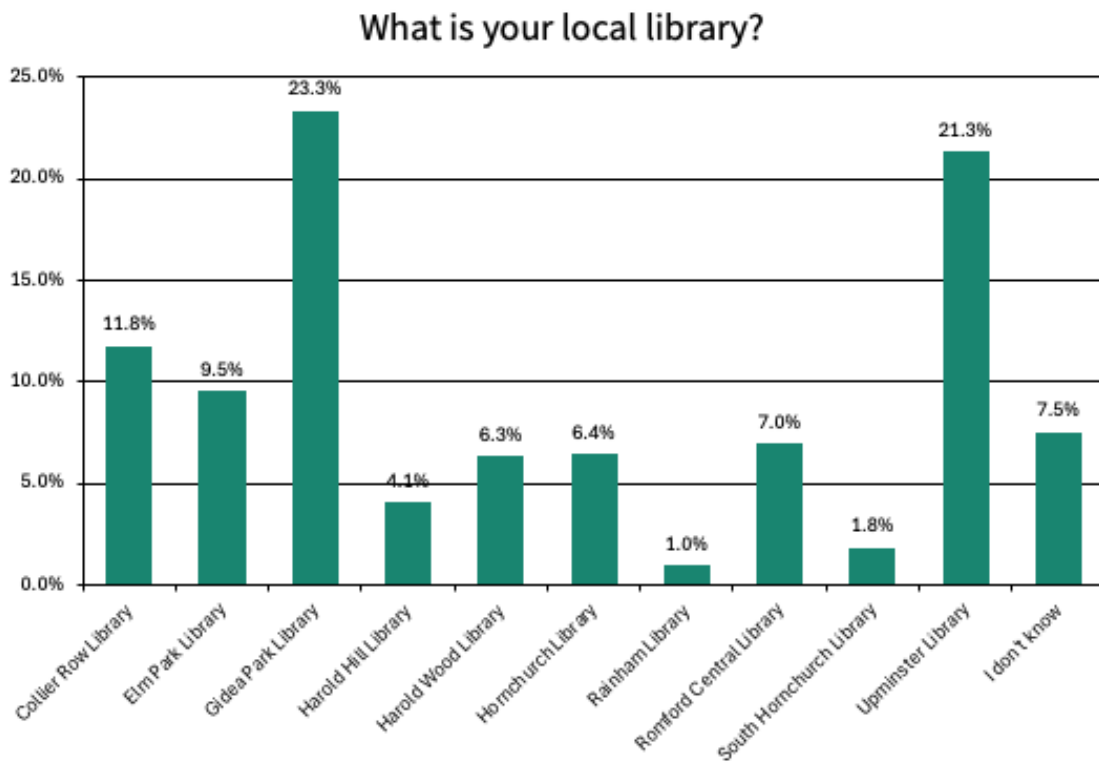
7.

What are some of the things you'd feel or experience if your nearest library closed?		
Answer Choice	Response Percent	Response Total
I wouldn't be able to borrow books anymore	70.3%	799
I wouldn't have anywhere quiet to go	47.7%	542
I would miss going to library events or activities	39.3%	446
Use school library	31.8%	361
I wouldn't have somewhere to go after school	26.7%	303
I wouldn't have access to computers or technology	14.7%	167
Something we missed:	8.3%	94
	answered	1136
	skipped	78

8.

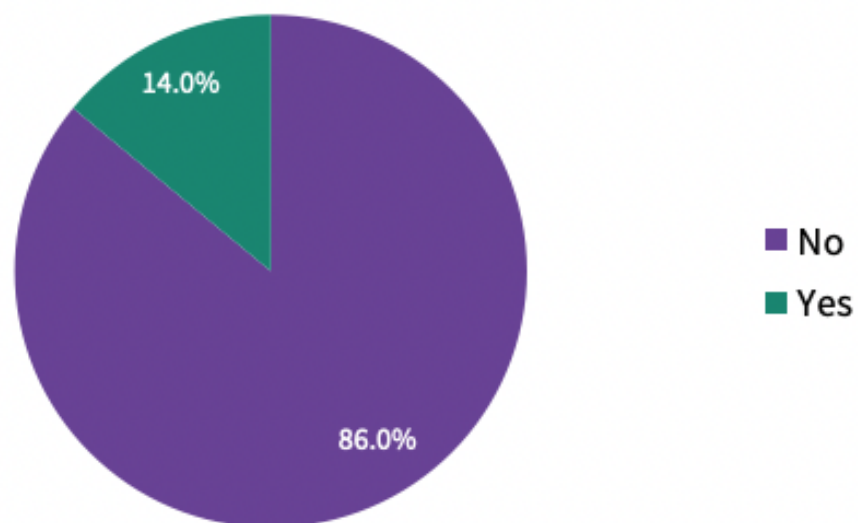
If your nearest library closed, would you be able to visit another library?		
Answer Choice	Response Percent	Response Total
I couldn't go by myself	41.8%	482
The other library is too far away	40.8%	470
Travelling to another library would be difficult	38.6%	445
I could visit another library	30.7%	354
Something we missed:	7.2%	83
	answered	1152
	skipped	62

9.



10.

Do you consider yourself to have a disability?



11.

What school year are you in?

